




eLearning/Blackboard Tools







Tools

Add tools to the course by selecting the check boxes. Remove tools by clearing the check boxes. If you remove a tool, all content in that tool is saved and available if you add the tool again.




Organizational Tools

-  **Calendar**
Enter important events and deadlines, and allow Students to enter their own events.
 -  **Search**
Search for content in the course.
 -  **Syllabus**
Provide course requirements, objectives, and policies.
-






Communication Tools

-  **Announcements**
Post important information in a central location.
 -  **Chat**
Chat with other users in the course in real time, or use the Whiteboard to display images.
 -  **Discussions**
Post and respond to messages on specific topics.
 -  **Mail**
Send messages to other users.
 -  **Roster**
View profiles for course members. Users can edit their own profile.
 -  **Who's Online**
Chat with other users who are logged in to the Learning System.
-





Student Learning Activities

-  **Assessments**
Create quizzes, self tests, and surveys.
 -  **Assignments**
Create assignments for Students to submit online. Students can work independently or in groups.
 -  **Goals**
Create goals that list the qualitative and quantitative performance expected in your course.
-

Content Tools

-  **Learning Modules**
Organize and present content and activities to Students.
 -  **Local Content**
Allow Students to easily access large files from a portable medium, such as CD-ROM, instead of downloading.
 -  **Media Library**
Create a glossary or image collection.
 -  **SCORM**
Import SCORM-compliant packages, or modules, to be used as course content. SCORM modules can be used as content and learning modules.
 -  **Web Links**
Create links to Internet resources.
-

Student Tools

-  **My Files**
Allow Students to store their own files.
-  **My Grades**
Allow Students to check their grades.
-  **My Progress**
Allow Students to track their own progress.
-  **Notes**
Allow Students to take notes.